

# Expertise in heavy loads. ThyssenKrupp freight elevators.



A Company  
of ThyssenKrupp  
Elevator


## ThyssenKrupp Aufzüge



ThyssenKrupp

# Moving heavy loads can be light work.

Know-how and technology  
from a single source.



The diversity of your transportation jobs is matched by ThyssenKrupp Aufzüge's wide range of established, modern and cost-efficient installations.

#### **Expertise in loads.**

Whether service elevators in a hotel, industrial elevators with varying equipment or freight elevators in an explosion-proof design - ThyssenKrupp elevators enable you to move more. Wherever an efficient connection is required in vertical transportation, ThyssenKrupp elevators provide the best possible solution.

Due to the extreme operational demands placed on freight elevators, durable strength and long-term cost-efficiency are key quality characteristics. The latest control technology, solid and stable material quality and the choice between traction and hydraulic drive satisfy the necessary framework conditions.

We have built up our range of freight elevators on the basis of our extensive experience and consistent further development. Accordingly, we manufacture in-house elevator installations,

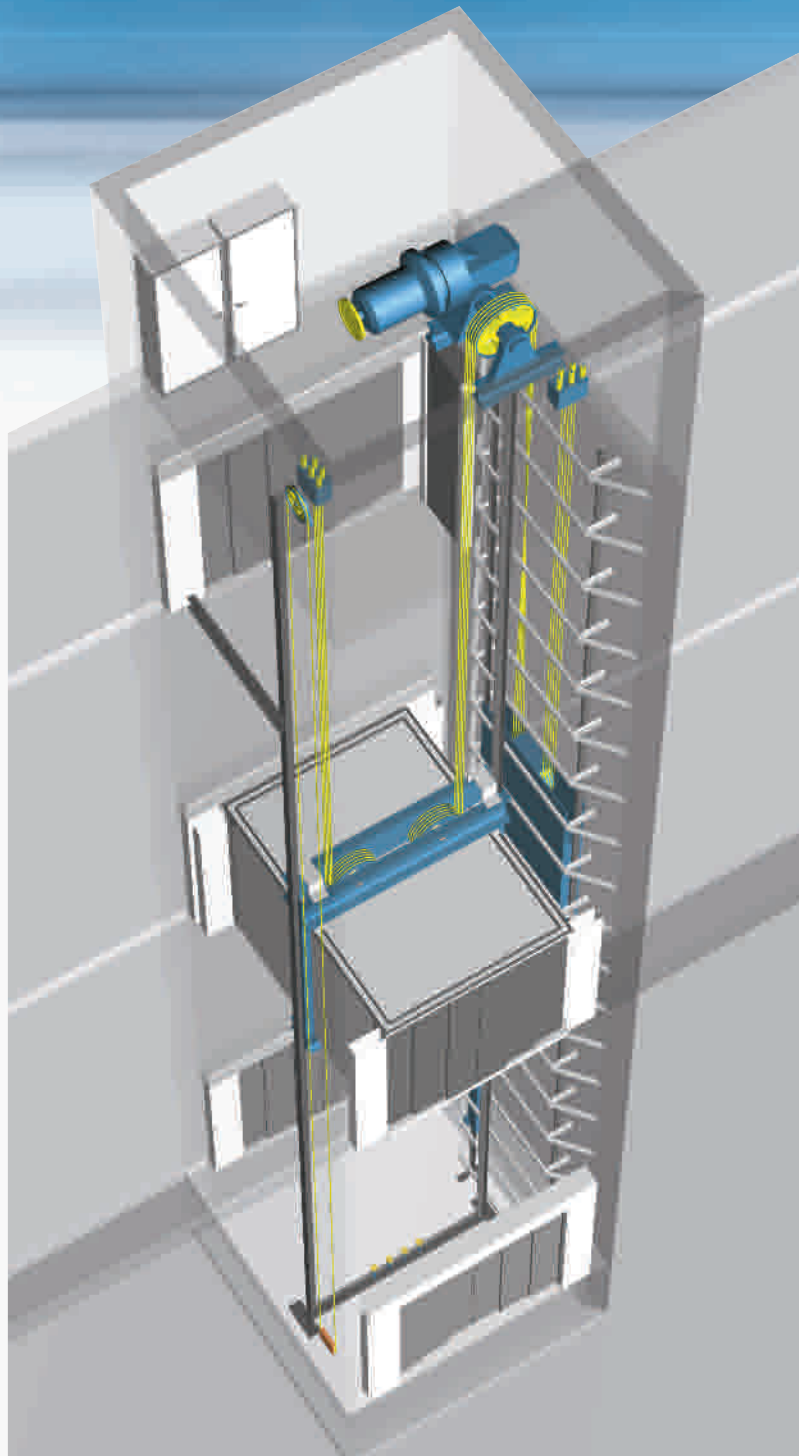
systems based on top-quality materials and practical innovation.

The product range is modular by design and enables freight elevators to be easily adapted to suit structural conditions and specific transport tasks. Modular dimensions also permit the size of the car to be precisely determined.

Yet we don't consider the specific requirements to be satisfied by a freight elevator just in terms of technology and top quality material. We also look at the elevator's application. A number of equipment variants are available that best consider the aspects of utilisation and behaviour.



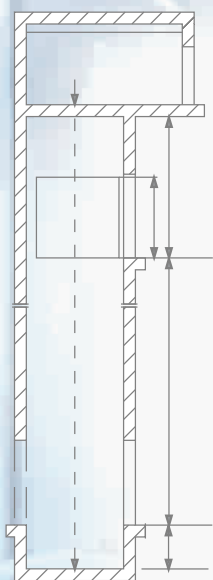
ThyssenKrupp freight elevators offer enormous benefits for all applications, which bear testimony to your decision to invest in one of our systems.



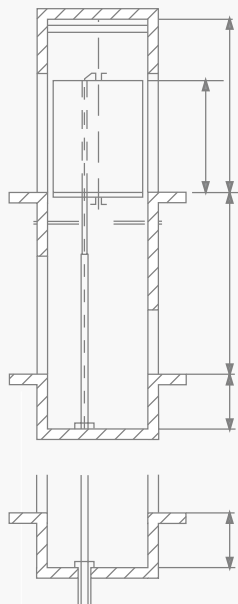
## The load. The strength. Your decision.

There are loads. There are powerful solutions. You can choose between traction and hydraulic drives.

Traction or hydraulic drive - the decision depends largely on the travel height and the structural conditions.



Shaft height section of a traction drive freight elevator



Shaft height section of a hydraulic drive freight elevator



### Lifting off with the traction drive.

For greater travel heights, the freight elevator with traction drive is the most cost-effective concept in almost all cases. ThyssenKrupp freight elevators are fitted as standard with frequency-controlled drives. These drives are synonymous with high energy savings and soft acceleration and deceleration. Our drives are also known for their stopping accuracy. Even during a load change resulting from the elevator car being loaded and unloaded, the drives remain under precise control and thus guarantee smooth transportation.

On traction drive elevators, the machine room is located above the shaft. Alternative solutions using diverter pulleys can also be realized if required. All motors are safeguarded by watchdog timing and electronic motor protection.

### Master short distances with the hydraulic drive.

The correct choice for shorter travel heights is our hydraulic drive elevator. Depending on the requirement, two drive systems are used where hydraulic lifters move the cars either directly or indirectly.

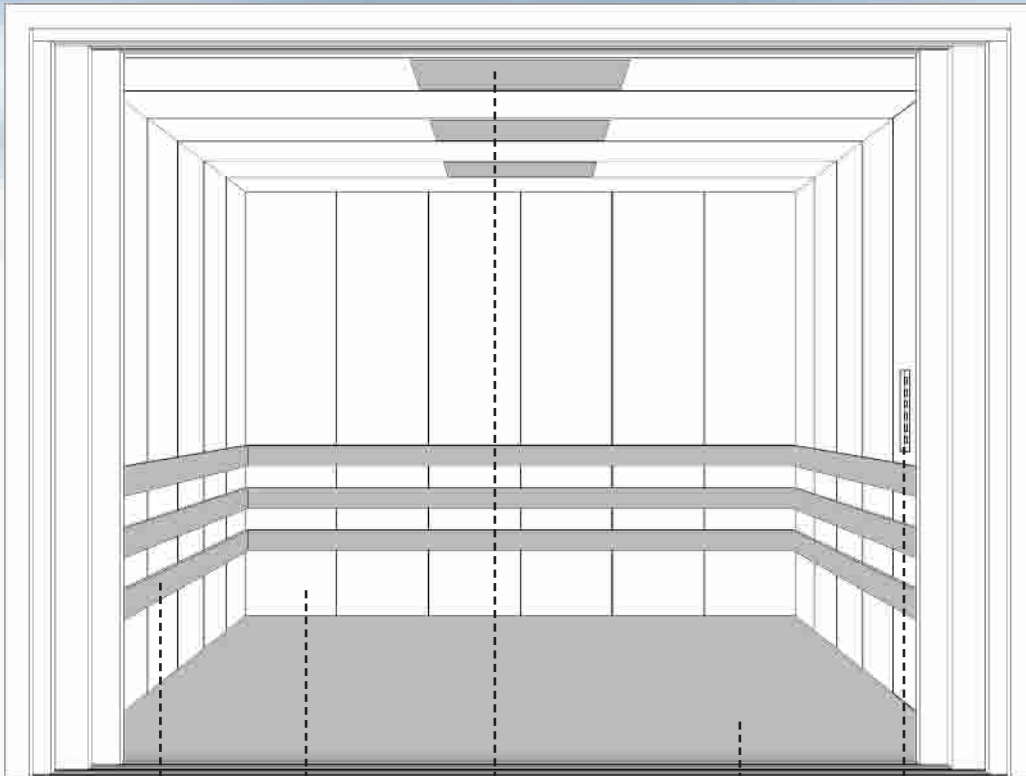
The compact design of the hydraulic drive unit enables space-saving installation. The

jack transmits the force in the form of a torque-free pivoted precision piston rod. And thanks to the self-adjusting seal, the maintenance-free design remains extremely low-wearing.

### The latest control technology.

All ThyssenKrupp freight elevators operate using controls from our comprehensive family, Thysocontrol Multican® (TCM). The latest in IT management is applied using the CAN-bus and micro-processor technology. Ultimately, this means system advancement in terms of optimized frequency of use and rational capacity utilization with short travel and wait times, high availability and the associated travel comfort. Combined with application-specific software, Thysocontrol Multican® offers a wide range of services that are ideally suited to practically any situation.

ThyssenKrupp Teleservice, ThyssenKrupp InfoSystem or ThyssenKrupp Monitoring are also available as alternative tools for utilization analysis, individual adjustment and 24-hour remote monitoring of the elevator installation.



Protector strips from hard wood.



Reinforced, shock-proof steel plates.



Flush-mounted lighting.



Embossed, anti-slip floor covering.



Controls embedded into the wall.

Elevator cars for freight transportation must be able to satisfy stringent and even extreme requirements at all times.

#### Rugged design concentrated loads.

The supporting frame forms the basic structure of the elevator car. Its features: pure solidity. The floor, an equally stable frame structure, has a bonded covering and embossed, anti-slip coating. As an alternative, the floor can also be from stainless steel or Mipolam covering. The steel plates forming the walls are extremely shock and distortion-proof. Wood, plastic

or steel strips provide the car walls with additional protection. The controls and light switches are embedded into the elevator car wall to provide extra protection from potential damage. Space utilization is a further important quality characteristic for freight elevators; the clear load dimensions permit this to the fullest degree.



Rated load:  
Traction drive elevators:  
1,000 kg -5,000 kg.  
(on request to max. 12,000 kg)  
Hydraulic elevators:  
500 kg -5,000 kg.  
(on request to max. 20,000 kg)


For travelling with industrial trucks, all elevator cars are rated for loads from 2,500 kg.

Speed:  
Up to 1.0 m/s (on request higher speeds available) depending on rated load.

Standard dimensions  
Elevator cars:  
Width: 1.00 m -3.00 m.  
Depth: 1.60 m -5.00 m.  
Height: 2.00 m -2.50 m.

Detailed dimensions and further project planning data can be found in our document entitled "Project Planning for Freight Elevators".

## Last but not least: Doors and door safety devices. Heavy duty and protection especially for freight transportation.



The ThyssenKrupp Aufzüge range of doors can be matched to every requirement.



### **Automatic sliding doors save time.**

When operating sequences are crucial and workflows are to be kept as dynamic as possible, the practical solution is to use automatic sliding doors. The short opening and closing times of our automatic sliding doors enable the most exacting requirements to be satisfied, particularly for industrial applications. If a pulse sensor system is integrated, the door opening operation can be controlled directly by an industrial conveyor system

and the in-house processes thus even better supported.

During the opening operation, the entire passageway is created. This rules out the risk of damage being caused by loading and unloading equipment.

The door sills can be rated for wheel loads of up to 5,000 kg.

**Light curtain.**


The ThyssenKrupp Aufzüge light curtain secures the door opening area from the floor to 1.80 m.

Any obstacle that appears is detected immediately and neither function nor operating sequences may show any noticeable signs of impairment. Perfect protection also for the surfaces of all ThyssenKrupp Aufzüge doors. Supplied as standard with a top-quality powder coating, even hollow spaces are provided with long-term corrosion protection.

**Standard entrance monitoring.**

In order to make optimal use of the transport capacities, in addition to the light curtain we also offer motion detection systems. This feature detects objects on the approach to the door area. This enables the automatic door to respond early and continue the journey without major time loss.

Presented by:



**ThyssenKrupp Aufzugswerke GmbH**

A Company of ThyssenKrupp Elevator  
Bernhäuser Straße 45, 73765 Neuhausen a. d. F., Germany  
Phone: +49 (0) 7158 12-0, Fax: +49 (0) 7158 12-2585  
Email: [info@tke-aufzuege-de.thyssenkrupp.com](mailto:info@tke-aufzuege-de.thyssenkrupp.com)  
Internet: [www.thyssenkrupp-aufzuege.com](http://www.thyssenkrupp-aufzuege.com)



Printed in Germany 9700 000 6720-0 07 / 04  
The details quoted in this brochure can only be  
viewed as binding when confirmed expressly in writing.  
Reproduction, reprint and storage without consent of the  
editor is illegal.